

Carcases



Features

- 28 different colour options available.
- Colour matched 2mm pvc lipping on all visible edges (not on corner units).
- All Carcasses are supplied with solid backs. 18mm on base units and 8mm on wall units (in most decors).
- Made to order on a 7–10 working day delivery time (excluding holidays).
- Cam and dowel construction for easy assembly.
- All units supplied complete with Hettich Sensys 110° Integrated Self-Closing Hinges as standard *
- Base units 560mm deep with 47mm service gap.
- Please refer to the price list for our full range of options
- Wall units supplied with Universal Adjustable Concealed Cabinet hangers.
- Drawer units supplied with Hettich Silver Atira Soft-Closing Drawers complete with matching steel back.
- Base units supplied with 150mm adjustable legs.
- Special sizes and bespoke service available to order.
- Excellent Quality at highly competitive prices.

* note that a 165° hinge with soft close option can be specified but these are chargeable as an extra item.



Carcase colour matrix

Egger options – woodgrain



F417 (ST10)
Grey Textile



F501
Titanium




W980 ST12)
Platinum White



W1000 (ST30)
Premium Gloss White



W1100 (ST9)
Alpine White




H1146 (ST10)
Grey Bardolino Oak



H1582
Ellmau Beech



H3090
Driftwood



H3170
Kendal Oak



H3368
Natural Lancaster Oak




H3382
Light Winchester Oak



H3702
Tobacco Pacific Walnut




U507
Smoke Blue



U599
Indigo Blue



U636
Fjord



U699
Fir Green



U732
Dust Grey

For technical reasons colours shown may not be an exact representation of the actual product.
Please ask for a sample before ordering.

Carcase colour matrix

Egger options – uni-colour



U100
Mussell



U104
Alabaster




U702
Cashmere




U708
Light Grey




U727
Stone Grey



U961
Graphite Grey



W1200
Porcelain White




W980 (ST2)
Platinum White

For technical reasons colours shown may not be an exact representation of the actual product.
Please ask for a sample before ordering.



Timber Accessories





Hettich

The Hettich brand is synonymous throughout the world with quality, innovation and reliability.



Sensys

Now there's a hinge where form and function are a perfect match: Sensys. Doors close silently, moved gently by an invisible force. With this exclusive self-closing function, plus integrated damping, Sensys delivers a luxury closing experience. Innovation at its best: award-winning design plus perfect functionality means Hettich can offer the perfect hinge with a full range of applications and plate options.

Currently the only hinge technology available where all hinge options are available as soft-close

- Integrated damping element
- Silence, design and emotion
- Door closes automatically from 35°

Easy to fit

- Sensys is easy to fit and easy to adjust

Clean and elegant looking

- Sensys has an elegant and contemporary look with simple and harmonious lines

Meets all customer expectations for outstanding design and quality

The Sensys hinge family includes products for all popular door mounting options. See price list for options.



Hettich



Atira

Completing kitchen ranges at the right level of specification and quality. Giving the market genuine choice, whilst keeping production and inventory lean. This is the Atira drawer system. Numerous options, but just one drawer side panel. Flexibility meets efficiency.

Atira Platform concept

- Economic mark of distinction

470mm Standard depth drawer system to maximise UK cabinet depths

- Also available in 260mm depth for dresser units

Multi choice of widths available

- Steel rear panel in standard widths

Multi choice of materials gives extra differentiation to customer

- Steel sides
- DesignSide, steel TopSide and railing available
- Drawer sides available in Silver as standard
- 4 options for pan drawers

Multi choice of soft close runners available

- Integrated soft close
- 30 kg, 50 kg and 70 kg available from stock
- Stainless Steel ball bearings used for long life
- Runners tested to 80,000 open/close movements

Durable, scratch resistant drawer sides

- Powder coating
- Smooth finish

Easy to clean

- Ease of assembly and adjustment
- Rapid assembly to save time
- Thumbwheel adjustment of front panel height saves time when fitting

- Easy removal and re-connection of drawer fronts

German engineering at its best

- Offering something that little bit different



Atira Drawer Accessories

Atira Internal Drawer Fronts.

- Available from 300mm-1200mm width
- Available in standard silver and frosted glass.

Atira Cutlery Tray

- Available from 300mm-1150mm width, silver

Atira Professional Cutlery Tray

- Available from 300mm-1200mm width, silver with dividing elements.
- Additional dividers available as an option

Assembly aids for Innotech Drawer Systems



Drawer
Marker



Drilling Jig
for Hinges



Internal Drawer
Fronts



Cutlery Tray for
use with Atira
(not supplied with
beech inserts)



Professional
Cutlery Tray
for use with
Innotech (900mm
version shown)

Blum AVENTOS HK

AVENTOS HK components are easy to assemble. Once the lift mechanism has been precisely adjusted to the weight and size of the front, AVENTOS HK will open, close and hold with reliable ease. What's more, AVENTOS HK needs no hinges. Lever arms are closed so there are no projecting parts.

AVENTOS HK – State-of-the-art stay lifts

International design juries have praised the visual result, and pros appreciate AVENTOS HK as a convenient lift system for mid wall units. The Aventos HK stay lift needs little space – even above fitted cabinets, e.g. above refrigerators.

Programme

AVENTOS HK stands for a manageable programme and a wide range of planning options.

- Cabinet heights up to 600 mm
- Cabinet widths up to 1800 mm
- Can be used with cornice
- Use with any style of door
- Available in light, medium, heavy, and extra heavy duty depending on weight of door
- Lift mechanisms and front fixing brackets can be used symmetrically



Easyfit Hinge System

The Easy Fit hinge is a system allowing a standard kitchen fascia to be installed over a freestanding washing machine, tumble dryer or similar appliance. Intended for a 647mm wide door fascia up to 22mm thick. Can be mounted left or right hand. White coated steel.

The East Fit hinge comes with full installation instructions. The Fittings pack contains:

- 1 x 6mm mild steel angle
- 2 x Face Frame Hinges
- 6 x combi screws (4x30)
- 2 x countersunk carcasse screws (4x 30)
- 1 x plastic stopper block



Blum AVENTOS HF

AVENTOS HF for Quality of Motion and Freedom of Design

AVENTOS HF is Blum's award winning fitting system for bi-fold fronts. The system provides endless possibilities in planning design with little installation effort. Aventos HF offers direct access, ease of use and freedom of movement.

- Suitable for cabinet 480 – 1040mm high and up to 1800mm wide.
- The Aventos HF is suitable for wooden and aluminium framed fronts
- Aventos HF is designed for quick and easy assembly – with just a few tools.
The lift mechanism can be adjusted with a cordless screwdriver to achieve optimal function.
- Aventos HF will open, stop and close with reliable ease.

Parts required per Unit:

- 1 x Lift Mechanism Set.
- 1 x Lever Arm Set.
- 1 x Pair of front fixing brackets.
- 1 x cover cap set.

To Calculate the correct power factor multiply your cabinet height (mm) by the door weight including handles (KG)

