

# CAMARO™

LUXURY VINYL TILE COLLECTION

Introducing the

# CAMARO™

LUXURY VINYL TILE COLLECTION

Front Cover: LPQ2257 Naked Blond Oak Large Parquet with PLK2257 border

The Camaro flooring collection of Luxury Vinyl Tiles (LVTs) has been developed with you and your home firmly in mind. Following extensive design, trend and performance research, our experienced product designers have hand-selected a balanced collection of floor coverings. The beautiful Camaro range features small and large parquet, as well as stunning wood and stone designs.

Guiding you through the selection process for choosing your new floor, we provide you with all the inspiration you need to refine your home décor scheme. Browse through dozens of aspirational interiors and be inspired by a wide range of high-design flooring layouts.

The Camaro collection provides enhanced durability due to the ultra-hard wearing, easy to clean product construction, making it ideal for any residential interior. Available in a range of authentic tile & plank sizes and supported by a versatile collection of inlay accessories, the number of creative combinations you can achieve is limitless.



PICTURE IT INSTANTLY IN YOUR HOME

[polyflor.com/visualiser](https://polyflor.com/visualiser)



# SMALL PARQUET

P. 6



# WOOD

P. 28



# LARGE PARQUET

& CO-ORDINATING PLANKS

P. 16



# STONE

P. 62



# SMALL PARQUET

Cambridge Parquet 8

Georgian Parquet 10

CAMARO™  
LUXURY VINYL TILE COLLECTION

2251 Cambridge Parquet



Cambridge Parquet

2251



Plank size 76.2 x 228.6mm



1. Parquet Tramlane 2. Herringbone



Georgian Parquet  
2252



1

Plank size 76.2 x 228.6mm



1. Woodblock / Parquet Tramline / Herringbone 2. Herringbone



2



# LARGE PARQUET

& CO-ORDINATING PLANKS

<u>Westchester Oak Large Parquet</u>	<u>16</u>
<u>Westchester Oak</u>	<u>18</u>
<u>Waterside Oak Large Parquet</u>	<u>20</u>
<u>Waterside Oak</u>	<u>22</u>
<u>Naked Blond Oak Large Parquet</u>	<u>24</u>
<u>Naked Blond Oak</u>	<u>26</u>

CAMARO™  
LUXURY VINYL TILE COLLECTION



LPQ2257 Naked Blond Oak Large Parquet with PLK2257 in adjoining room

Westchester Oak Large Parquet

LPQ2253



Plank size 76.2 x 457.2mm



1. Herringbone 2. Herringbone with PLK2253 border



Westchester Oak  
PLK2253



Plank size 184.2 x 1219.2mm



1. Straight laid 2. Straight laid with LPQ2253 laid herringbone in adjoining rooms



# Waterside Oak Large Parquet

LPQ2256



Plank size 76.2 x 457.2mm



1, 2 & 3. Herringbone with dual plank border and silver feature strip



Waterside Oak  
PLK2256



Plank size 184.2 x 1219.2mm



1 & 2. Straight laid



Naked Blond Oak Large Parquet

LPQ2257



Plank size 76.2 x 457.2mm



1. Woodblock 2. Herringbone with PLK2257 laid straight in adjoining room



2

Naked Blond Oak  
PLK2257



Plank size 184.2 x 1219.2mm



1, 2 & 3. Straight laid



# WOOD

Bianco Oak	30
Rosedale Oak	34
Boathouse Oak	36
Fenland Oak	38
Quayside Oak	40
Cashmere Oak	42
Salvaged Timber	44
Sienna Oak	46
Nut Tree	50
Natural Oak	52
Astoria Oak	54
Wild Amber Oak	56
Bayswater Oak	58
Smoke Brushed Elm	60



2244 Cashmere Oak

Bianco Oak  
2241



Plank size 184.2 x 1219.2mm





Rosedale Oak  
2254



Plank size 184.2 x 1219.2mm



1. Dual full plank herringbone 2 & 3. 45° straight laid with half plank border

Boathouse Oak  
2242



Plank size 184.2 x 1219.2mm



1 & 2. Straight laid



Fenland Oak  
2258



Plank size 184.2 x 1219.2mm

1 Straight laid with natural oak marquetry strip border 2. Straight laid



2

Quayside Oak  
2246



Plank size 184.2 x 1219.2mm

1. Straight laid 2. Straight laid ships decking effect, with maple marquetry strip 3. 45° straight laid



Cashmere Oak  
2244



Plank size 184.2 x 1219.2mm

1, 2 & 3. Straight laid



Salvaged Timber

2247



Design includes three plank sizes 76.2 / 101.6 / 152.4 x 914.4mm



1, 2 & 3. Straight laid



Sienna Oak  
2248



Plank size 184.2 x 1219.2mm





Nut Tree  
2202



Plank size 101.6 x 914.4mm

1. Straight laid    2. Herringbone pattern in third length planks



Natural Oak  
2232



Plank size 152.4 x 1219.2mm

1 & 2. Straight laid 3. Double plank tramline



Astoria Oak  
2259



Plank size 184.2 x 1219.2mm



1 & 2. Straight laid with single plank border and gold feature strip



Wild Amber Oak  
2249



Plank size 184.2 x 1219.2mm



1 & 2. Straight laid



2

Bayswater Oak  
2261



Plank size 184.2 x 1219.2mm



Smoke Brushed Elm  
2233



Plank size 152.4 x 914.4mm

1. Herringbone pattern in third length planks 2 & 3. Straight laid



3

# STONE

<a href="#">Soho Cement</a>	<a href="#">64</a>
<a href="#">Tribeca Cement</a>	<a href="#">66</a>
<a href="#">White Metalstone</a>	<a href="#">68</a>
<a href="#">Arctic Slate</a>	<a href="#">70</a>
<a href="#">Burnished Concrete</a>	<a href="#">72</a>
<a href="#">Goldstone Micro Terrazzo</a>	<a href="#">74</a>
<a href="#">Ocean Slate</a>	<a href="#">76</a>
<a href="#">Atlantic Slate</a>	<a href="#">78</a>



2341 Arctic Slate with pearl grouting strip

Soho Cement  
2347



Tile size 304.8 x 609.6mm



1, 2 & 3. Brickwork



Tribeca Cement  
2348



Tile size 304.8 x 609.6mm

White Metalstone  
2332



Tile size 304.8 x 609.6mm

1. Brickwork with ice grouting strip 2. Brickwork 3. Miniature chevron, alongside Sienna Oak

Arctic Slate  
2341



Tile size 304.8 x 609.6mm



Burnished Concrete  
2342



Tile size 304.8 x 609.6mm



Goldstone Micro Terrazzo

2349



1

Tile size 304.8 x 609.6mm



2

Ocean Slate  
2319



Tile size 304.8 x 609.6mm

1. Dual width tiles, cut in half and quarter lengthways with pearl grouting strip  
2. Brickwork with graphite grouting strip 3. Brickwork

Atlantic Slate  
2339



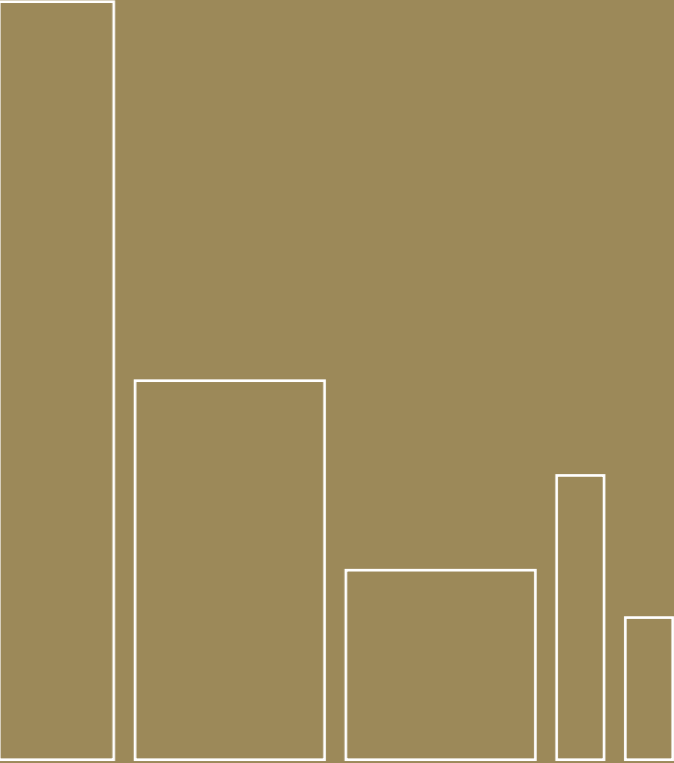
Tile size 304.8 x 304.8mm

1. 45° straight laid with half tile border   2. Straight laid with black feature strip  
3. Large square tile effect, laid brickwork with pearl grouting strip



# COLLECTION SUMMARY

Engineered to be both functional and beautiful, every design in the Camaro collection offers you an imaginative and aspirational floor covering without compromising on durability.



# SMALL PARQUET



p.8

2251 Cambridge Parquet  
76.2 x 228.6mm



p.10

2252 Georgian Parquet  
76.2 x 228.6mm



# LARGE PARQUET

Also available in **WOOD** (Plank Format)



p.24

LPQ2257 Naked Blond Oak Large Parquet  
76.2 x 457.2mm



p.16

LPQ2253 Westchester Oak Large Parquet  
76.2 x 457.2mm



p.20

LPQ2256 Waterside Oak Large Parquet  
76.2 x 457.2mm



# WOOD



p.50

2202 Nut Tree  
101.6 x 914.4mm



p.44

2247 Salvaged Timber  
76.2 / 101.6 / 152.4 x 914.4mm



With regard to colour printing, it is only possible to give a provisional representation of the product colour. For colour selection an original sample should be used, which we shall be pleased to supply free of charge. To replicate the natural material, the stone effect tiles may include variation in markings as part of their design.



This design features a micro bevel



This design intentionally features a strong pattern and/or colour variation to accurately replicate natural timber

# WOOD



p.60

2233 Smoke Brushed Elm  
152.4 x 914.4mm



p.52

2232 Natural Oak  
152.4 x 1219.2mm



p.26

PLK2257 Naked Blond Oak  
184.2 x 1219.2mm



p.18

PLK2253 Westchester Oak  
184.2 x 1219.2mm



p.22

PLK2256 Waterside Oak  
184.2 x 1219.2mm



p.30

2241 Bianco Oak  
184.2 x 1219.2mm



p.34

2254 Rosedale Oak  
184.2 x 1219.2mm



p.36

2242 Boathouse Oak  
184.2 x 1219.2mm



WOOD



2258 Fenland Oak 184.2 x 1219.2mm

p.38



2246 Quayside Oak 184.2 x 1219.2mm

p.40



2244 Cashmere Oak 184.2 x 1219.2mm

p.42



2248 Sienna Oak 184.2 x 1219.2mm

p.46



2259 Astoria Oak 184.2 x 1219.2mm

p.54



2249 Wild Amber Oak 184.2 x 1219.2mm

p.56



2261 Bayswater Oak 184.2 x 1219.2mm

p.58

 This design intentionally features a strong pattern and/or colour variation to accurately replicate natural timber

STONE



2339 Atlantic Slate 304.8 x 304.8mm

p.78



2319 Ocean Slate 304.8 x 609.6mm

p.76



2347 Soho Cement 304.8 x 609.6mm

p.64



2348 Tribeca Cement 304.8 x 609.6mm

p.66



2332 White Metalstone 304.8 x 609.6mm

p.68



2341 Arctic Slate 304.8 x 609.6mm

p.70



2342 Burnished Concrete 304.8 x 609.6mm

p.72



2349 Goldstone Micro Terrazzo 304.8 x 609.6mm

p.74

With regard to colour printing, it is only possible to give a provisional representation of the product colour. For colour selection an original sample should be used, which we shall be pleased to supply free of charge. To replicate the natural material, the stone effect tiles may include variation in markings as part of their design.

# INLAY ACCESSORIES

( 2.0mm Gauge )


We offer an exclusive selection of inlay accessories that have been purposefully designed to enhance each shade within the Camaro collection.

## Grouting Strips


Typically laid between stone tiles, grouting strips can be used as a subtle close-to-tile colour addition to your floor, or you can select a lighter or darker shade to create a contrasting effect.

Strip size: 3mm x 914mm

- 

**2031** Ice
- 

**2033** Pearl
- 

**2035** Grey
- 

**2037** Coffee
- 

**2039** Graphite



2031 Ice with Atlantic Slate.

## Marquetry Strips

These strips are ideal for laying between planks to create designs such as ships decking, perimeter borders or highlighting room features like fireplaces and island units.

Strip size: 3mm x 914mm

- 

**2056** Maple
- 

**2057** Natural Oak
- 

**2058** Classic Oak
- 

**2059** Walnut



2056 Maple with Bianco Oak



**Design Tip:** *It is worth noting that although the Grouting Strips are ideal for the stone tiles and the Marquetry Strips suit the wood planks, they can be mixed and matched between tiles and planks to further create a unique look.*

**Note:** As the Grouting, Marquetry & Cross Grain Marquetry Strips are cut from natural wood and stone designs, there will be variation in markings and decoration.

## Cross Grain Marquetry Strips

Running across the natural wood grain, these eye catching strips create a distinct effect when used individually or in varied combinations.


Strip size: 10mm x 914mm


- 

**1011** Classic Oak
- 

**1012** Walnut

Strip size: 25mm x 914mm

- 

**2511** Classic Oak
- 

**2512** Walnut



1011 Classic Oak and 2512 Walnut with Sienna Oak.

## Feature Strips

Feature strips bring a bold statement look to both planks and tiles. Create a focal point or use as a metallic highlight for a striking luxurious finish.

Strip size: 5mm x 1000mm

- 

**0026** Gold
- 

**0025** Silver
- 

**0028** Black
- 

**0032** Cream
- 

**0031** Brown



0028 Black with Atlantic Slate

# YOUR CAMARO FLOOR

We are here to help, the following pages contain all the information you need to finalise your Camaro flooring selection. We also offer advice and further resources for keeping your floor looking as good as new after its installed.

DESIGNING YOUR INTERIOR  
90

LAYING PATTERNS  
92

FLOORCARE  
94

TECHNICAL SPECIFICATION  
96

GUARANTEE  
97

SUSTAINABILITY  
98

VISUALISER  
99



5

STEPS

TO DESIGNING  
YOUR INTERIOR

1

## BE INSPIRED

The first stage of designing an interior is refining your ideas and planning your finished look. You can find further information and resources on our website [polyflor.com](https://polyflor.com).

2

## SELECT YOUR FLOOR

Browse our brochure, shadecard and retail presenter at your leisure and make a shortlist of your favourite designs.

Our room visualiser is also available to help you picture any design instantly, in every room of your home [polyflor.com/visualiser](https://polyflor.com/visualiser), see page 99.

3

## ORDER FREE SAMPLES

Free samples of every shade are available to order through our website [polyflor.com](https://polyflor.com) or call the dedicated Polyflor Samples Hotline on +44 (0)161 767 2551.

4

## DISCUSS YOUR PROJECT

It is always useful to be prepared when visiting your local flooring retailer. Start by providing a rough guide of the room shape and measurements. Be sure to bring your shortlist of chosen designs, including shade name and number.

5

## ENJOY YOUR NEW FLOOR

We want you to enjoy your floor for years to come, so we have prepared a list of top tips to help you keep your floor looking as good as new. See page 94 for details.

# LAYING PATTERNS

Here is a selection of creative designs to help inspire you when choosing your new Camaro floor. From clean and simple layouts to more ambitious and sophisticated designs.

## PARQUET

HERRINGBONE



Cambridge Parquet

WOODBLOCK



Georgian Parquet

DOUBLE PLANK TRAMLINE



Cambridge Parquet

TRAMLINE



Naked Blond Oak Large Parquet

PARQUET STRAIGHT LAID  
OFFSET PARALLEL



Waterside Oak Large Parquet

PARQUET LAID WITH  
PARQUET PERIMETER  
& INLAY STRIP



Westchester Oak Large Parquet  
with silver feature strip



ALL PARQUET DESIGN LAYING PATTERNS CAN BE REPLICATED USING FULL LENGTH WOOD PLANKS

## WOOD

STRAIGHT LAID



Boathouse Oak

SHIPS DECKING



Astoria Oak with classic oak marquetry strip

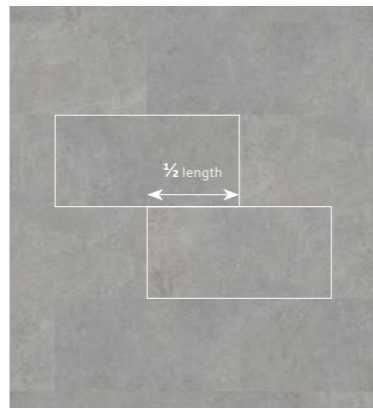
MIX & MATCH



Fenland Oak, Astoria Oak & Bayswater Oak


## STONE

BRICKWORK



Tribeca Cement

STRAIGHT LAID



Atlantic Slate

HERRINGBONE



Arctic Slate with ice grouting strip

## BESPOKE CUTTING

### YOU CHOOSE YOUR DESIGN

Polyflor have a highly experienced and creative design floor service team. There is virtually no limit to the designs that can be achieved using precision waterjet cutting, so if you have a bespoke design in mind which is not covered here, discuss it with your flooring provider.

MINI CHEVRON



# FLOORCARE



**Initial cleaning after your new floor has been installed:**

- Avoid walking on the floor for at least 24 hours following completion of installation
- Sweep or vacuum to prevent loose dirt or grit from scratching the floor
- Polishing your floor can be beneficial to help prevent slight surface scratches and to provide further protection

**Day to day cleaning:**

- Sweep or vacuum the floor to remove loose dirt, grit or dust
- Use clean mops and neutral cleaning solutions to regularly clean your floor. Contact Polyflor for details of approved maintenance products
- Dilute the floor cleanser to the manufacturer’s instructions
- Mop the floor evenly
- Collect any excess liquid in a mop bucket
- Rinse the floor with clean water and allow to dry

Regular cleaning is more beneficial to the floorcovering and is more cost effective than occasional heavy cleaning.

- Do:**
- ✔ Install barrier mats at entrances to pick up grit and moisture. (Please note, some rubber-backed mats may discolour the floor)
  - ✔ Ensure your furniture is fitted with protective pads where necessary to prevent scratches
  - ✔ Use protective cups under heavy furniture to prevent indentation
  - ✔ Remove spillages as quickly as possible to reduce risk of staining and causing slip hazards
  - ✔ Always use clean equipment when maintaining your floor
  - ✔ Regularly trim pets claws as these can cause fine scratches

- Don’t:**
- ✘ Use abrasive liquids or metal scouring pads as these can damage the floor
  - ✘ Clean the floor with solvents, caustic detergents, washing up liquids, soap powders, bleach, furniture polishes, petroleum based products, pine gels, stain removers or highly coloured products. Such products may make the floor slippery or cause permanent damage
  - ✘ Drag furniture with unprotected feet across the floor

We highly recommend you use the Polyflor floor care kit to maintain your Camaro floor. You can find out more information and order your floor care kit from your Camaro retailer.



# TECHNICAL SPECIFICATION

## PLANK & TILE SIZES

Format	Size	Shades	Quantity per Box	Coverage per Box
Plank	76.2 / 101.6 / 152.4 x 914.4mm	1	12 x 3	3.62m <sup>2</sup>
	76.2 x 228.6mm	2	192	3.34m <sup>2</sup>
	76.2 x 457.2mm	3	96	3.34m <sup>2</sup>
	101.6 x 914.4mm	1	36	3.34m <sup>2</sup>
	152.4 x 914.4mm	1	24	3.34m <sup>2</sup>
	152.4 x 1219.2mm	1	18	3.34m <sup>2</sup>
	184.2 x 1219.2mm	13	15	3.37m <sup>2</sup>
Tile	304.8 x 304.8mm	1	36	3.34m <sup>2</sup>
	304.8 x 609.6mm	7	18	3.34m <sup>2</sup>

## PRODUCT FORMAT

Gauge	ISO 24346 (EN 428)	2.0mm
Wear Layer	ISO 24340 (EN 429)	0.30mm
Total Weight	ISO 23997 (EN 430)	3600g/m <sup>2</sup>
Finish		PUR

## PERFORMANCE REQUIREMENTS

General Performance	ISO 10582 (EN 649)	Conforms
Use Area	ISO 10874 (EN 685)	23, 31
Slip Resistance	EN 13893 DIN 51130 / DIN EN 16165 Ann. B AS 4586 ASTM D2047	Class DS R10 R10 SCOF ≥0.5
Binder Content	ISO 10582	Type I
Abrasion Resistance	EN 649	Group T
Reaction to Fire	EN 13501-1 ASTM E662 ASTM E648 CAN/ULC S102.2	Class Bfl-S1 <450 Pass Class 1 FSV < 300; SDV < 500
Static Electrical Propensity	EN 1815	≤2.0kV Classified as ‘antistatic’
Residual Indentation	ISO 24343-1 (EN 433) ASTM F970 ASTM F1914	<0.05mm* ≤0.005" @ 750psi ≤0.005"
Castor Chair (continuous use)	ISO 4918 (EN 425)	Suitable
Dimensional Stability	ISO 23999 (EN 434) ASTM F2199	≤ 0.10% Pass
Underfloor Heating		Suitable, max 27°C
Light Fastness	ISO 105-B02 (Method 3)	≥6
Resistance to Light	ASTM F1515	ΔE ≤ 8.0 - Meets
Resistance to Heat	ASTM F1514	ΔE ≤ 8.0 - Meets

*\*Average test value from current production  
We recommend that adequate UV protection be taken against products being installed in direct sunlight as fading may occur..*

## SUSTAINABILITY

BRE Green Guide		A+ ENP 429
GreenTag	LCA Rate Gold Plus	GreenRate level A
Generic EN 15804 EPD		Available
Recyclable		100%

Recycled Content	Up to 40%	
REACH	Compliant	
Indoor Air Comfort Gold	Eurofins certified product	
FloorScore	Certified	
Finnish M1	Certified	
AgBB/ABG	Pass	
Responsible Sourcing	BES 6001 SA 8000	Very Good Approved factory

## ACOUSTIC PERFORMANCE

Impact Sound Reduction	ISO 10140-3	2dB
Sound Transmission Coefficient	ASTM E90/492	STC 55
Impact Insulation Class	ASTM E90/492	IIC 39

## MAINTENANCE PERFORMANCE

Resistance to Chemicals	ISO 26987 (EN 423) ASTM F925	Good resistance Good resistance
Regular light maintenance is more cost-effective than periodic heavy maintenance and more beneficial to the floor covering.		

For general information on your specific project, speak with your local Camaro provider. If you require specific detailed technical data, contact Polyflor Customer Technical Services on **+44 (0) 161 767 1912** or **email [tech@polyflor.com](mailto:tech@polyflor.com)**

# GUARANTEE

The Camaro collection of luxury vinyl tiles has been developed to meet the highest technical specification of its product type. Ideal for all areas of the home, the products ensure high performance and optimum style. In addition, Camaro is suitable for moderate commercial applications such as light traffic areas within hotels, conference rooms and small offices.

Compared with many natural flooring options, Camaro will under normal conditions resist household stains and will not crack, chip or splinter. The manufacturers of Camaro are confident that their high quality products will provide many years of valuable service. All products purchased from the range are guaranteed for 10 years against normal wear and tear in the recommended environment, provided that they have been fitted correctly and maintained in accordance with the manufacturer's instructions. Full terms and conditions of the guarantee are available on request from your flooring wholesaler or Polyflor Ltd.



FREE  
Sample Service  
+44 (0)161 767 2551

We highly recommend you view a sample of your favourite designs, which is why we offer a complimentary sampling service. Visit the Polyflor website, call the dedicated Polyflor Samples Hotline on **+44 (0) 161 767 2551** or speak with your local Polyflor provider.

# SUSTAINABILITY




The increased awareness of sustainable development is a key aspect of manufacturing and as such, Camaro is 100% recyclable, contains an average of 40% recycled content and can be recycled through Polyflor’s recycling scheme, Recofloor.

Polyflor floor coverings contain a combination of materials which are clean, natural and recycled for a more sustainable end product. These materials are responsibly sourced in accordance with our third party verified BES 6001 certification. Camaro luxury vinyl flooring contributes positively to indoor air comfort and quality, it is certified by Indoor Air Comfort Gold and FloorScore® as extremely low VOC.

Polyflor is certified to ISO 14001 and ISO 9001 ensuring the best environmental and quality management systems. What’s more, Polyflor has achieved SA 8000 approved factory status, providing social accountability throughout our manufacturing processes. Not only do we look to minimise our carbon footprint, but yours too. Choose Polyflor for zero compromise on style, function and the environment.

For further details on Polyflor’s achievements in areas such as recycling, energy reduction and waste avoidance visit [polyflor.com/sustainability](https://polyflor.com/sustainability)

# VISUALISER



PICTURE IT INSTANTLY IN YOUR HOME

[polyflor.com/visualiser](https://polyflor.com/visualiser)

# CAMARO™

## POLYFLOR™ INTERNATIONAL

### Australia

Polyflor Australia  
Tel: 1800 777 425  
E-mail: sales@polyflor.com.au

### Canada

Polyflor Canada Inc.  
Tel: +1 905 364 3000  
E-mail: sales@polyflor.ca

### China

Polyflor Hong Kong O/B Polyflor Ltd.  
Tel: +(852) 2865 0101  
E-mail: info@polyflor.com.hk

### Colombia

Polyflor Ltd. (LATAM Office)  
Tel: +57 (601) 7431965  
E-mail: info@polyflor.com

### France

James Halstead France SAS  
Tel: +33 (0)8 20 20 32 11  
E-mail: info@jhfrance.fr

### Germany

objectflor Art und Design Belags GmbH  
Tel: +49 (0) 2236 966 330  
E-mail: info@objectflor.de

### India

Polyflor India Pvt Ltd.  
Tel: +91 22 4023 2485  
E-mail: info@polyflor.co.in

### Ireland

Polyflor Ireland  
Tel: +353 (1) 864 9304  
E-mail: salesireland@polyflor.com

### Malaysia

Polyflor Martex  
Tel: 1300 80 7788  
E-mail: sales@polyflor.com.my

### Middle East

Polyflor FZE  
Tel: +971 50 406 8114  
E-mail: aelwakil@polyflorfze.ae

### New Zealand

Polyflor New Zealand Ltd.  
Tel: 0800 765 935 Tel: +64 9 269 1111  
E-mail: sales@polyflor.co.nz

### Norway

Polyflor Nordic  
Tel: +47 23 00 84 00  
E-mail: firmapost@polyflor.no

### Poland

Polflor Sp. Z.o.o  
Tel: +48 (0) 61 820 3155  
E-mail: polyflor@polflor.com.pl

### South Africa

Poly Sales Africa (Pty.) Ltd.  
Tel: +27 (0) 11 609 3500  
E-mail: info@polyflor.co.za

### Spain

Polyflor Ltd.  
Tel: +34 619 949 054  
E-mail: info@polyflor.com

### Sweden

FalckDesign AB  
Tel: +46 (0) 300 15820  
E-mail: info@falckdesign.com



## POLYFLOR™ UK

Polyflor Ltd. PO Box 3, Radcliffe New Road,  
Whitefield, Manchester, M45 7NR

Tel: +44 (0) 161 767 1111  
E-mail: info@polyflor.com

**www.polyflor.com**

*James Halstead™*  
FLOORING

LIT424 08/23